

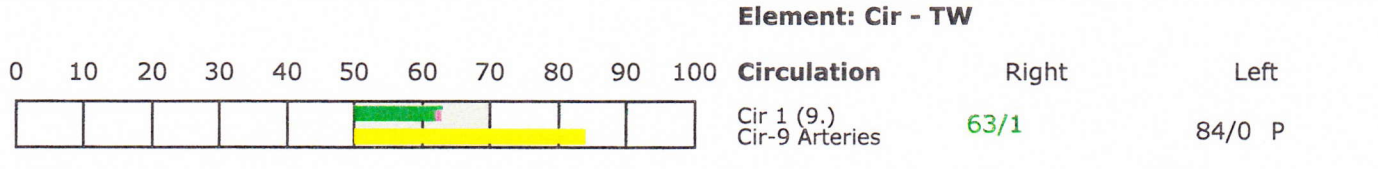
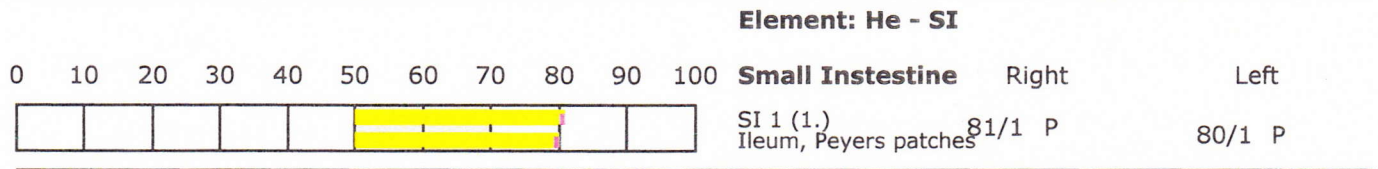
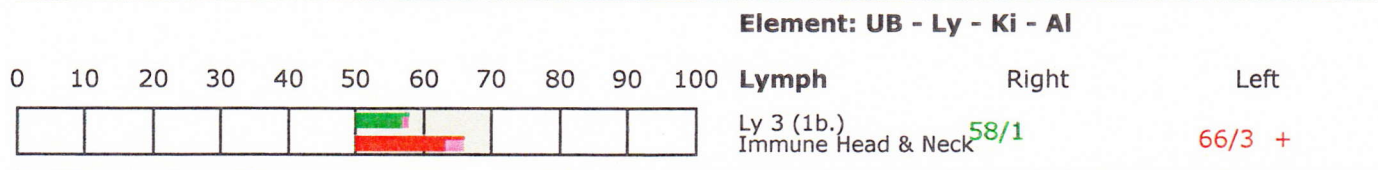
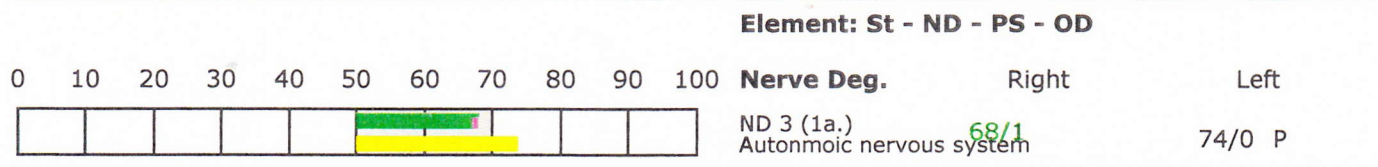


05.02.2019
11:21 - 11:45; 23 min.

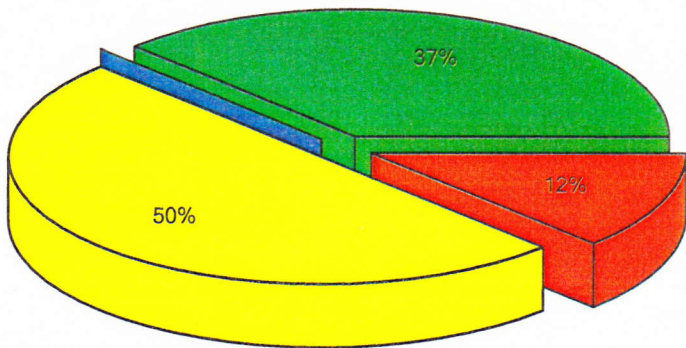
Ohne Schutz

EAV Basic Measuring:

+++ : Pointer drop > 15 sc.d. T: Total inflammation (89 sc.d.) D: Degeneration (< 50 sc.d.) Normal readings: (50-70 sc.d.)
 ++ : Pointer drop 6-15 sc.d. P: Partial Inflammation (70-89 sc.d.)
 + : Pointer drop 3-5 sc.d.



Summary diagram of EAV-readings:



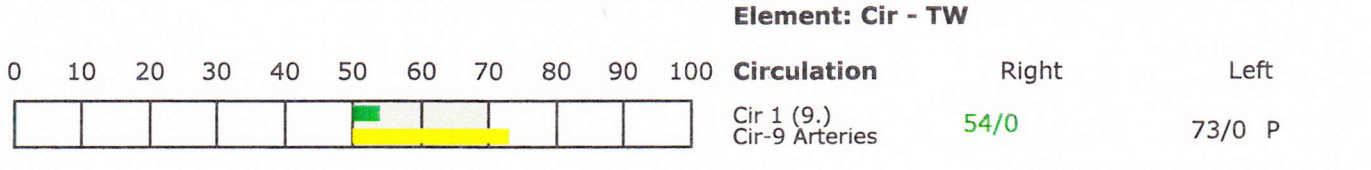
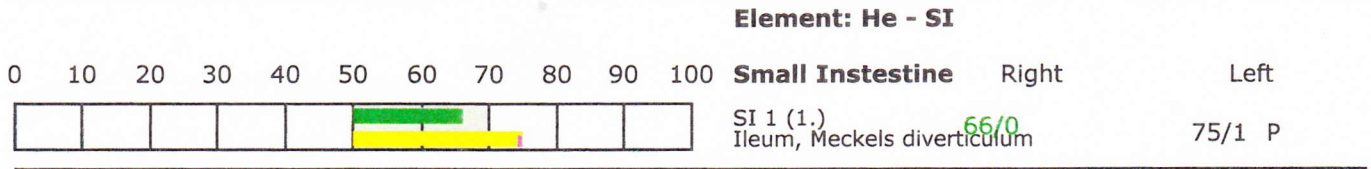
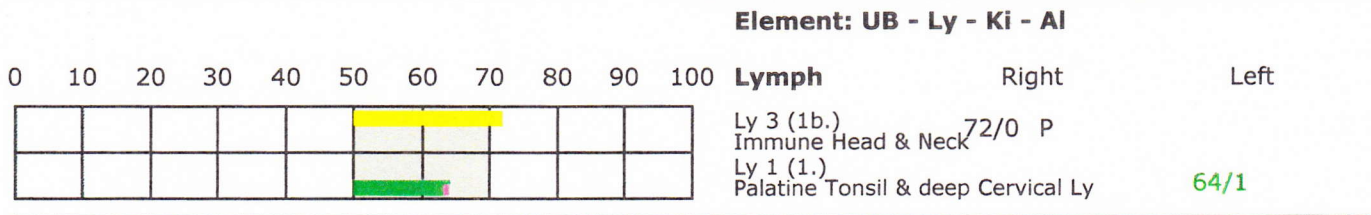
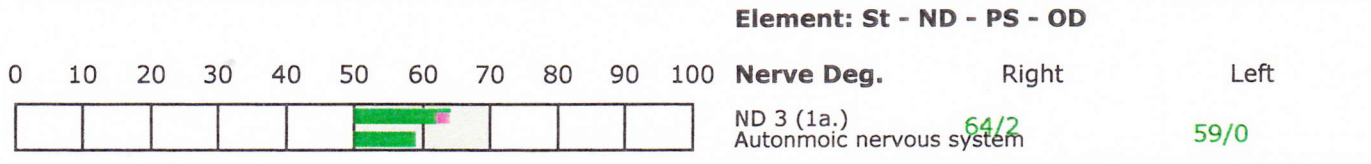
- Red: Measurements with pointer drop
Pointer drop more than 2 (12%)
- Yellow: High measurements without pointer drop
Measureings above 70 (50%)
- Blue: Low measurements
Measureings lower than 50 ()
- Green: Normal
Measureings between 50 and 70 (37%)



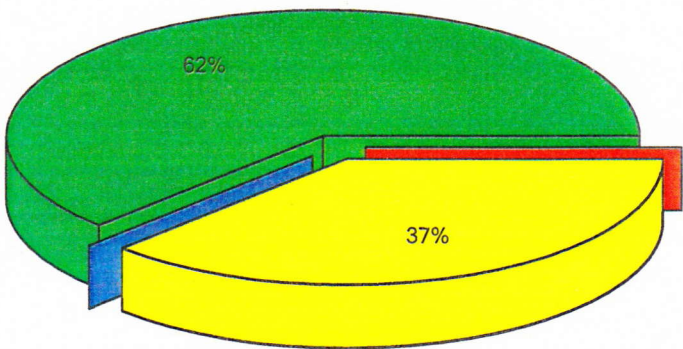
Schutz mit HomeVit-50 **05.02.2019**
13:06 - 13:13; 7 min.

EAV Basic Measuring:

+++ : Pointer drop > 15 sc.d. T: Total inflammation (89 sc.d.) D: Degeneration (< 50 sc.d.) Normal readings: (50-70 sc.d.)
 ++ : Pointer drop 6-15 sc.d. P: Partial Inflammation (70-89 sc.d.)
 + : Pointer drop 3-5 sc.d.



Summary diagram of EAV-readings:



- Red: Measurements with pointer drop
Pointer drop more than 2 ()
- Yellow: High measurements without pointer drop
Measureings above 70 (37%)
- Blue: Low measurements
Measureings lower than 50 ()
- Green: Normal
Measureings between 50 and 70 (62%)